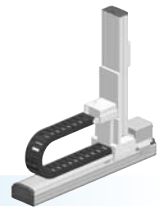
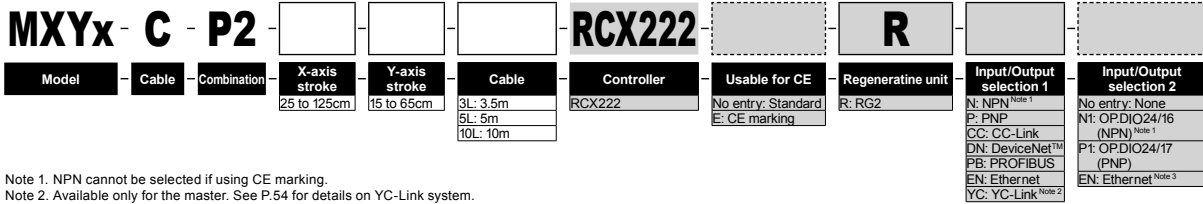


# MXYx 2 axes

● Pole type ● Cable carrier



## Ordering method



Note 1. NPN cannot be selected if using CE marking.  
 Note 2. Available only for the master. See P.54 for details on YC-Link system.  
 Note 3. Only when CC or DN or PB was selected for I/O select 1 above. EN can be selected in I/O select 2.

## Specification

	X-axis	Y-axis
Axis construction <sup>Note 1</sup>	F17	F14H-BK
AC servo motor output (W)	400	200
Repeatability <sup>Note 2</sup> (mm)	+/-0.01	+/-0.01
Drive system	Ball screw (Class C7)	Ball screw (Class C7)
Ball screw lead (Deceleration ratio) (mm)	20	10
Maximum speed <sup>Note 3</sup> (mm/sec)	1200	600
Moving range (mm)	250 to 1250	150 to 650
Robot cable length (m)	Standard: 3.5 Option: 5,10	

Note 1. Use caution that the flame machining (installation holes, tap holes) differs from single-axis robots.  
 Note 2. Positioning repeatability in one direction.  
 Note 3. When the X-axis stroke is longer than 850mm, resonance of the ball screw may occur depending on the operation conditions (critical speed). In this case, reduce the speed setting on the program by referring to the maximum speeds shown in the table below.

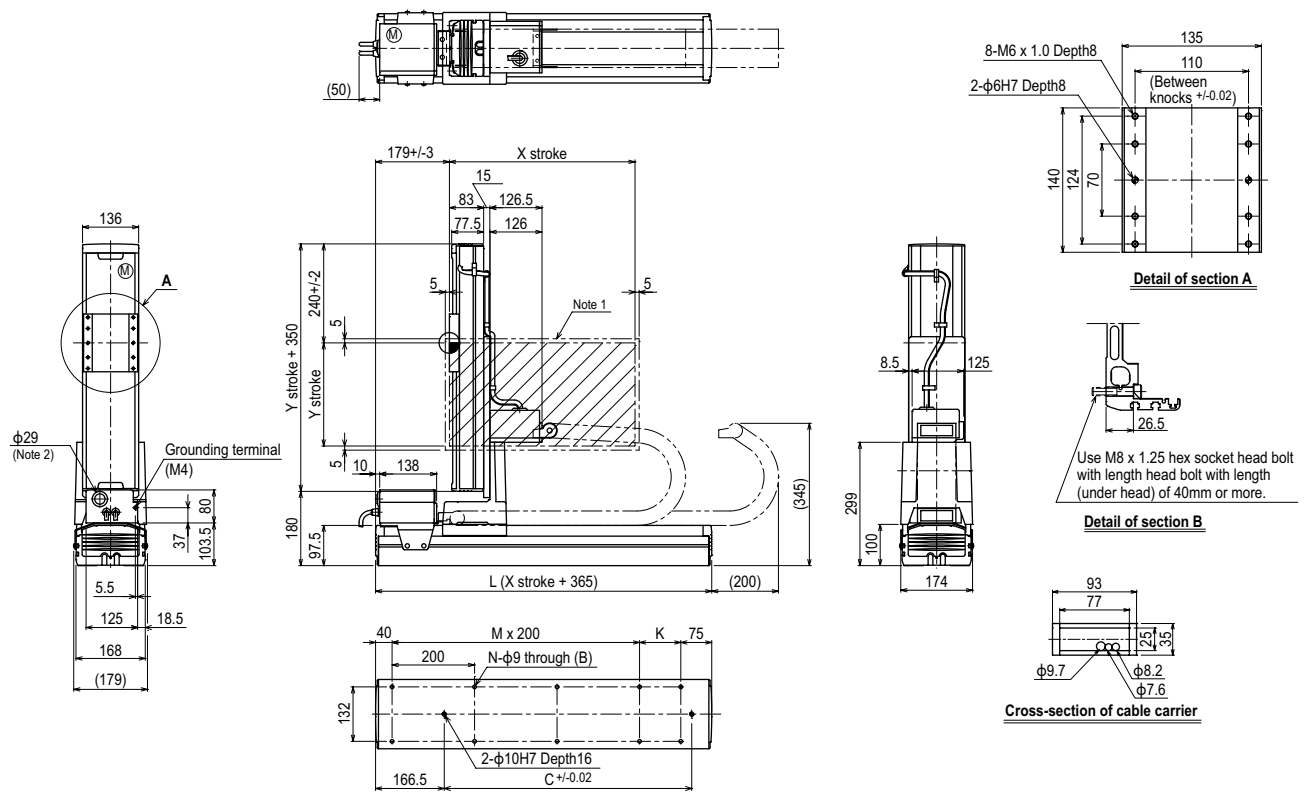
## Maximum payload (kg)

Y stroke (mm)	XY 2 axes
150 to 650	20

## Controller

Controller	Operation method
RCX222-R	Programming / I/O point trace / Remote command / Operation using RS-232C communication

## MXYx 2 axes P2



X stroke	250	350	450	550	650	750	850	950	1050	1150	1250
L	615	715	815	915	1015	1115	1215	1315	1415	1515	1615
K	100	200	100	200	100	200	100	200	100	200	100
C	240	420	600	600	780	780	960	960	1140	1140	1320
M	2	2	3	3	4	4	5	5	6	6	7
N	8	8	10	10	12	12	14	14	16	16	18
Y stroke	150	250	350	450	550	650					
Maximum speed for each stroke (mm/sec) <sup>Note 3</sup>	X-axis		1200				960	840	720	600	480
	Speed setting		-				80%	70%	60%	50%	40%

Note 1. The moving range when returning to origin and the stop position when stopping by the mechanical stopper.  
 Note 2. User cable extraction port.

Note 3. When the X-axis stroke is longer than 850mm, resonance of the ball screw may occur depending on the operation conditions (critical speed). In this case, reduce the speed setting on the program by referring to the maximum speeds shown in the table at the left.

APPLICATION  
 TRANSERO  
 Compact single-axis robots

FLIP-X  
 Single-axis robots

PHASER  
 Linear motor single-axis robots

XY-X  
 Cartesian robots

YK-X  
 SCARA robots

YP-X  
 Pick & place robots

CLEAN  
 CLEAN

CONTROLLER INFORMATION

Arm type

Gantry type

Moving arm type

Pole type

XZ type