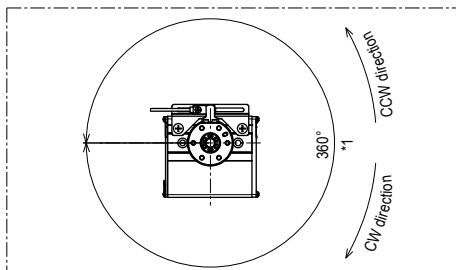
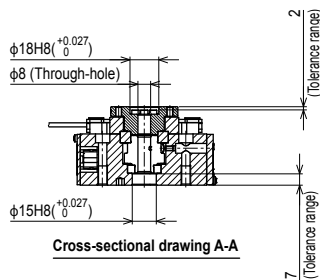
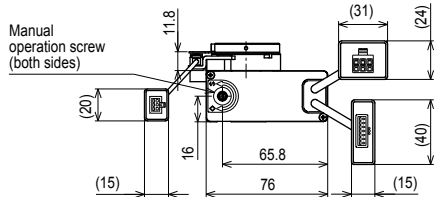


RF02-SH Sensor specification – High rigidity model



*1 Table movable range by return-to-origin operation. Be careful not to interfere with the workpiece or equipment around the table.
*2 The return-to-origin position may differ from that shown in this drawing. To align with the position shown in this drawing, refer to the TS Series User's Manual and change the origin coordinates.



Weight (kg)	0.55
-------------	------

Note 1. This drawing is output under the conditions below.
Bearing..... High rigidity
Torque..... Standard/High torque
Note 2. The minimum bending radii of the motor cable and sensor cable are R30.
Note 3. The motor cable exit direction is only the left side.

